



Huawei Technologies Co. Ltd.	Product version	Confidentiality level
		Confidential
	Product name: FMC	Total pages: 4

HUAWEI FMC Product Wireless Software Update User Guide



Table of Contents

1	General description	3
2	Run the generated exe to update the phone	3

1 General description

1) Update description

The purpose of the present document is to guide the user to update the wireless software for FMC products. All the information in the pictures shown in the document should be decided by the actual need.

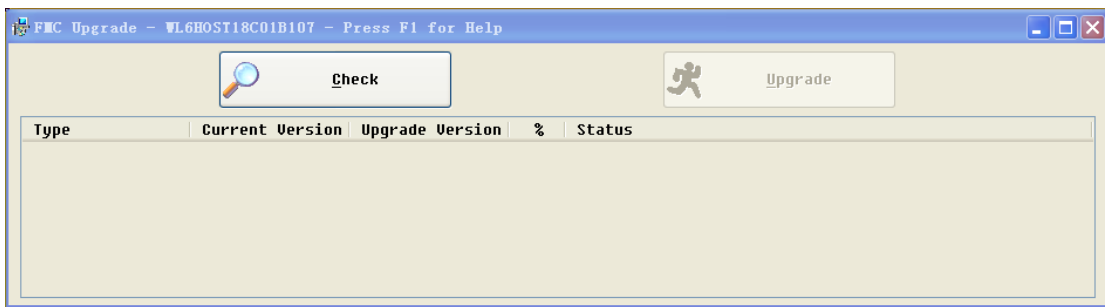
Note: Upgrade the BOOT may cause the AMSS's error which can't be recovered.

2) Term description

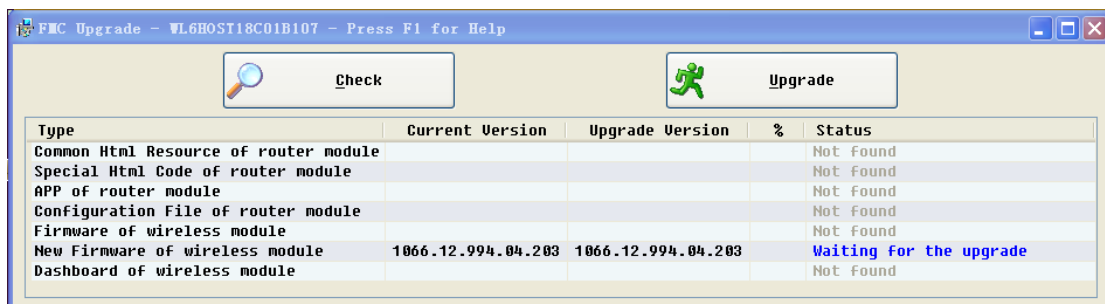
2 Run the generated exe to update the phone

1) Use the power supply to electrify the FMC, use the TCP to connect the FMC and the PC, we can input <http://192.168.1.1> to test if the network is right.

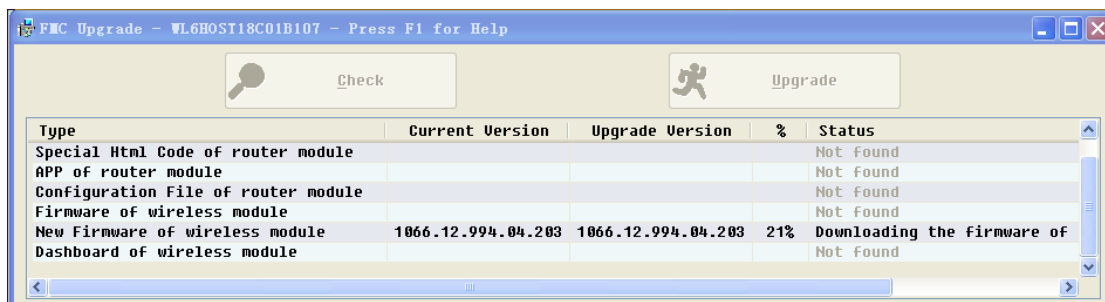
2) Run the exe file, show the window shown in the picture below:



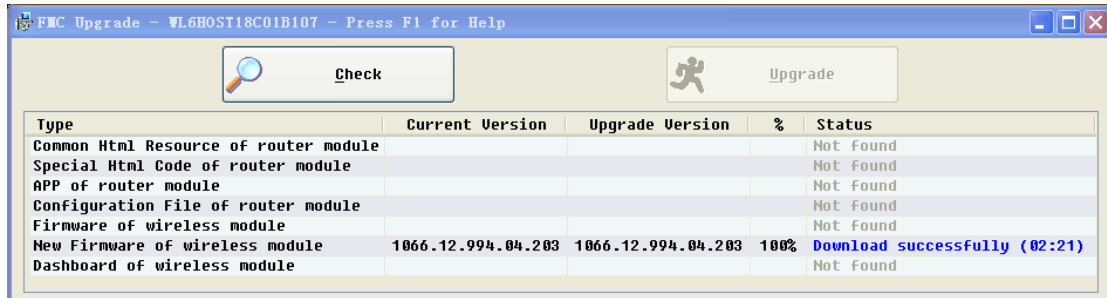
3) Press Check, the current version number of the phone and the target version number of the phone is shown(the information shown should be consistent with the actual need):



If the version number can be read correctly, press Upgrade to update the phone.



- 4) Wait for the update process complete. Note that the process of update can't be interrupt. After update successful, we can see the according message. Otherwise, the update is failed.



The screenshot shows a window titled "FMC Upgrade - WL6HOST18C01B107 - Press F1 for Help". It contains two buttons: "Check" and "Upgrade". Below the buttons is a table with the following data:

Type	Current Version	Upgrade Version	%	Status
Common Html Resource of router module				Not Found
Special Html Code of router module				Not Found
APP of router module				Not Found
Configuration File of router module				Not Found
Firmware of wireless module				Not Found
New Firmware of wireless module	1066.12.994.04.203	1066.12.994.04.203	100%	Download successfully (02:21)
Dashboard of wireless module				Not Found

- 5) When we update successfully, the FMC will reboot itself.